

Industrial  
trucks

**ME 425 ac**  
**ME 430 ac**



 **MANITOU**

# TECHNICAL SPECIFICATION

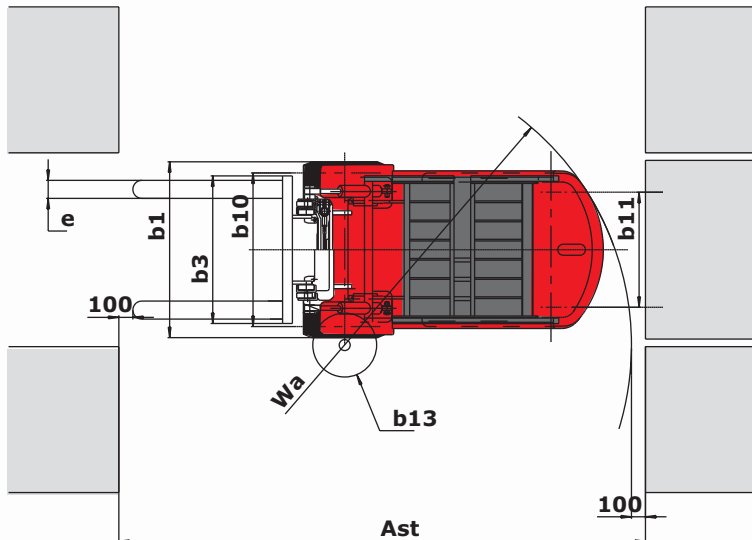
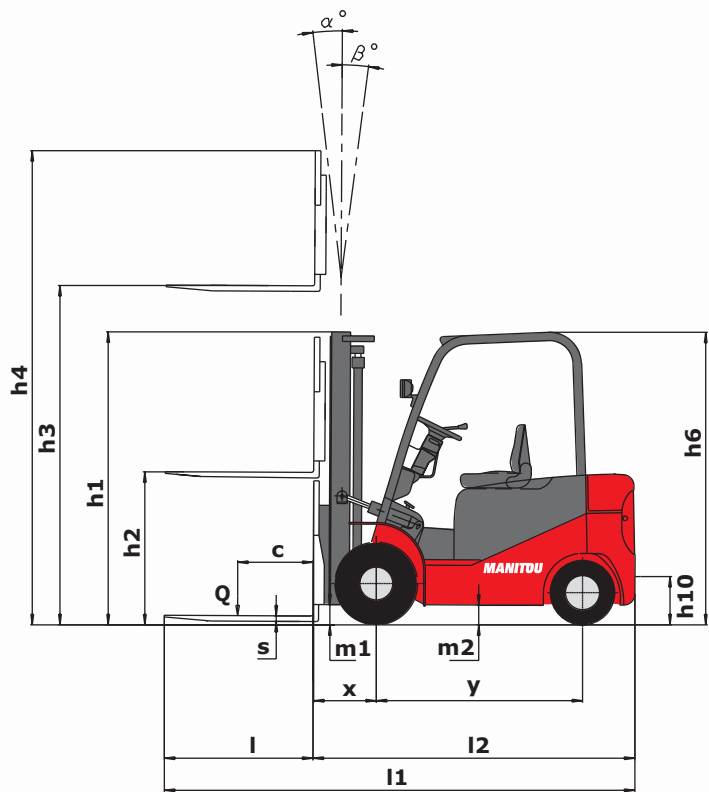
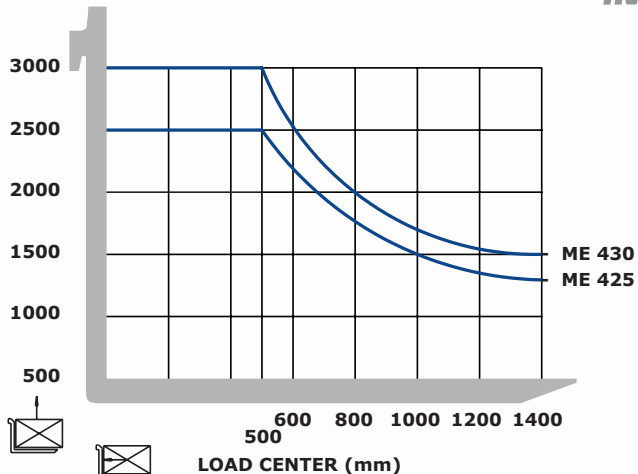
Description	1.1	Manufacturer
	1.2	Type of model
	1.3	Power source: battery, diesel, petrol, LPG, mains
	1.4	Driving position: manual, walking alongside, standing, seated
	1.5	Nominal load / Load on forks (basic capacity)
	1.6	Centre of gravity of the load Visibly safer
	1.8	Distance from the load-bearing surface to centre of front axle
	1.9	Wheelbase
	Weight	2.1
2.2		Front axle load laden
2.2.1		Rear axle load laden
2.3		Front axle load unladen
2.3.1		Rear axle load unladen
Running carriage	3.1	Tyre equipment: bandage(V), superelastic(SE), pneumatic(L)
	3.2	Size of front wheels
	3.3	Size of rear wheels
	3.5	Number of front wheels (x = drive wheel)
	3.5.1	Number of rear wheels (x = drive wheel)
	3.6	Front wheel gauge (middle of wheels)
	3.7	Rear wheel gauge (middle of wheels)
Dimensions	4.1	Tilt of mast forwards
	4.1.1	Tilt of mast backwards
	4.2	Height mast lowered
	4.3	Normal free lift
	4.4	Height of lift
	4.5	Height mast extended
	4.7	Height of driver protection (cab)
	4.12	Height of towing bar
	4.19	Overall length
	4.20	Length at fork heels
	4.21	Total width (overall)
	4.22	Section of fork arms
	4.22.1	Width of fork arms
	4.22.2	Length of fork arms
	4.23	Fork carriage to DIN 15173 A/B
	4.24	Width of fork carriage
	4.31	Ground clearance of mast
	4.32	Ground clearance at centre of wheel-base
	4.33	Width of aisle for pallet 1000x1200 crossways
4.34	Width of aisle for pallet 800x1200 lengthways	
4.35	Turning radius	
4.36	Inner turning radius	
Performance	5.1	Speed of travel laden
	5.1.1	Speed of travel unladen
	5.2	Speed of raise laden
	5.2.1	Speed of raise unladen
	5.3	Speed of lowering laden
	5.3.1	Speed of lowering unladen
	5.5	Nominal towing power laden
	5.5.1	Nominal towing power unladen
	5.7	Slope laden
	5.7.1	Slope unladen
	5.9	Acceleration time laden
5.9.1	Acceleration time unladen	
5.10	Service brake	
Engine	6.1	Drive motor, hourly capacity
	6.2	Lifting motor, capacity at 20% duty factor
	6.4	Battery voltage
Miscell.	8.1	Speed control
	8.2	Hydraulic pressure to serve accessories
	8.3	Oil flow for accessories



	MANITOU	MANITOU
	ME 425	ME 430
(V/Ah)	Battery	Battery
	Seated	Seated
Q (t)	2,5	3
c (mm)	500	500
x (mm)	455	475
y (mm)	1485	1625
kg	4285	5400
kg	-	-
kg	-	-
kg	-	-
kg	-	-
	SE	SE
" or mm	23x9 - 10	23x9 - 10
" or mm	18x7 - 8	18x7 - 8
	2x	2x
	2	2
b10 (mm)	1058	1058
b11 (mm)	960	960
$\alpha$ (°)	5	5
$\beta$ (°)	10	10
h1 (mm)	2186	2186
h2 (mm)	140	145
h3 (mm)	3300	3300
h4 (mm)	4356	4452
h6 (mm)	2165	2165
h10 (mm)	250	255
l1 (mm)	3395	3560
l2 (mm)	2325	2490
b1 (mm)	1265	1260
s (mm)	40	45
e (mm)	130	130
l (mm)	1070	1070
	FEM 2A	FEM 3A
b3 (mm)	1060	1060
m1 (mm)	98	102
m2 (mm)	120	125
Ast (mm)	3911	4071
Ast (mm)	4010	4170
Wa (mm)	2090	2230
b13 (mm)	45	45
km/h	14	14
km/h	14	14
m/s	0,24	0,25
m/s	0,24	0,4
m/s	0,44	-
m/s	0,36	-
N	-	-
N	-	-
%	15	13
%	25	14
s	-	-
s	-	-
	drum brakes	drum drakes
kW	10,5	10,6
kW	11	12,8
V / Ah	48 / 700	80 / 560
	electronic	electronic
bar	175	175
l / min	65	65

# FORK LOAD CAPACITY

CAPACITY (kg)





## MAST SPECIFICATION

2,5 T	Lifting mast	Height of free lift	Height of mast when...			Tilt angle		Capacity at maximum height (kg) LC 500 mm
	mm	H2	lowered H1	extended with backrest H4	extended without backrest H4	F	R	2,5 T
Duplex total visibility	3300	140	2186	4356	-	5°	10°	2500
	3600	140	2336	4656	-	5°	10°	2500
	4000	140	2586	5056	-	5°	10°	2500
Duplex free lift	3300	1465	2150	4356	3985	5°	10°	2500
Triplex free lift	4500	1387	2096	5556	5219	5°	6°	2230
	5000	1552	2261	6056	5719	5°	6°	1860
	5500	1717	2426	6556	6219	3°	6°	1430
	6000	1932	2641	7056	6719	3°	6°	1220

3 T	Lifting mast	Height of free lift	Height of mast when...			Tilt angle		Capacity at maximum height (kg) LC 500 mm
	mm	H2	lowered H1	extended with backrest H4	extended without backrest H4	F	R	3 T
Duplex total visibility	3300	145	2186	4452	-	5°	10°	3000
	3600	145	2336	4752	-	5°	10°	3000
	4000	145	2586	5152	-	5°	10°	3000
Duplex free lift	3300	1449	2186	4452	4047	5°	10°	3000
Triplex free lift	4500	1348	2121	5652	5283	5°	6°	2720
	5000	1514	2287	6152	5783	5°	6°	2160
	5500	1678	2451	6652	6283	3°	6°	1850
	6000	1844	2617	7152	6783	3°	6°	1680

# MANITOU Industry

## A comprehensive offering at your service



### MANILEC

A comprehensive  
range of warehousing  
equipment



### 3-wheel and 4-wheel electric-powered range

1.5T to 3T lift trucks



### Engine powered range

1.5T to 7T lift trucks



The specifications contained herein shall not bind the manufacturer and are subject to change without notice.  
The equipment described in this brochure can be standard, optional or unavailable, depending on the versions.  
For more details, contact your MANITOU dealer.

**MANITOU BF SA**  
B.P. 249 - 44158 Ancenis Cedex - France  
Tél. : 33 2 40 09 10 11 / Export Department Fax : 33 2 40 09 10 97  
[www.manitou.com](http://www.manitou.com)

700361EN



**MANITOU**